

## Language Adaptation and Metacognition in Non-Native-English-Speaking STEM Teaching Assistants

Jiwon Hwang<sup>1,2,3</sup>, Susan E. Brennan<sup>1,3</sup>, & Soyon Kim<sup>4</sup>,  
Departments of Psychology<sup>1</sup>, Asian Studies<sup>2</sup>, Linguistics<sup>3</sup>, & Sociology<sup>4</sup>


Stony Brook University

This material is based upon work supported by NSF under Grant # IBSS-1519908.



1

## Research Questions

- To what extent does ITAs' *language proficiency* develop over time in the U.S.?
- Does ITAs' *confidence* in their skills matter?
- Does it matter whether they aware of their language proficiency? (*metacognition*)
- What factors are associated with high English proficiency?

2

## Versant test

Four sub-scales are combined into a weighted score:

- Sentence mastery
- Vocabulary
- Pronunciation
- Fluency

} Content

} Intelligibility

} Versant

Versant = *Sentence + Vocabulary + Pronunciation + Fluency*

Versant Intelligibility = *Pronunciation + Fluency*

3

## Key Repeated Measures

5 TIME POINTS over ~2 years:

|-----|-----|-----|-----|

Arrival on campus    End of Fall Y1    End of Spr Y1    End of Fall Y2    End of Spr Y2

Versant Score ↔ Confidence in Own Communication Skills

Versant sentence mastery	↔	Confidence in grammar
Versant vocabulary	↔	Confidence in own vocabulary
Versant pronunciation	↔	Perception of own English accent
Versant fluency	↔	Confidence in presenting research

**METACOGNITION variables:**

Accuracy in estimating own proficiency ( $Z_{Confidence} - Z_{Versant}$ )

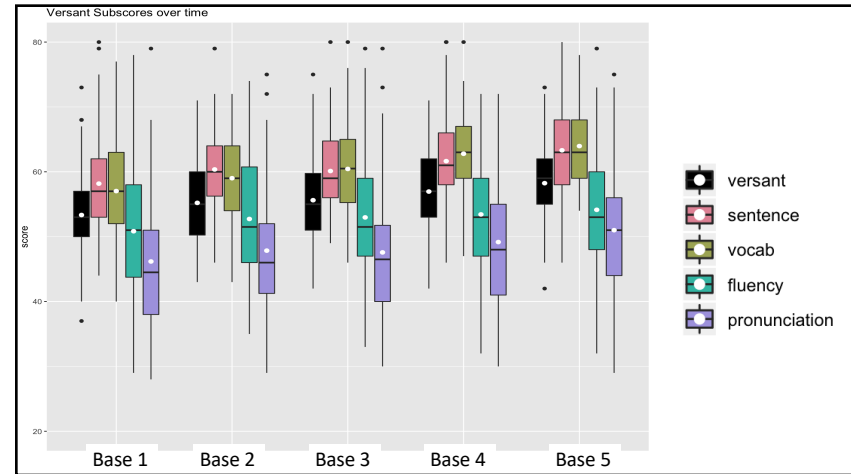
Direction of error: +Over-confidence vs. -under-confidence

4

Q1: How did ITAs do on the Versant test over time?

- Versant Overall Score
- Sentence
- Vocabulary
- Fluency
- Pronunciation

5

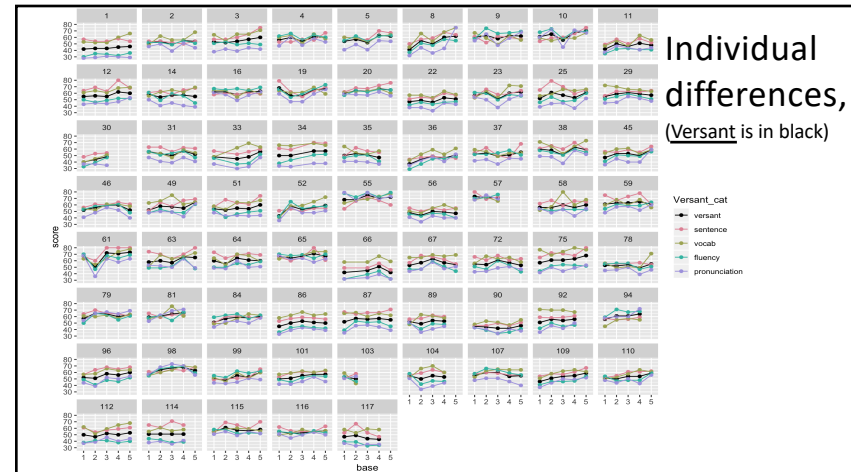


6

### Versant Scores

- Versant scores increased over time
- Pronunciation and Fluency scores were noticeably lower than Sentence and Vocabulary scores.
- Pronunciation scores were lowest of all
  - This is the so-called "ITA (intelligibility) problem"
- This pattern was remarkably consistent, despite individual differences

7



8

Q2: How do ITAs' self-report of confidence level in English skills change over time?

- Confidence in grammar (confgrammar)
- Confidence in vocabulary (confvocab)
- Confidence in oral presentation in English (confpresent)
- Confidence in pronunciation (raccent)

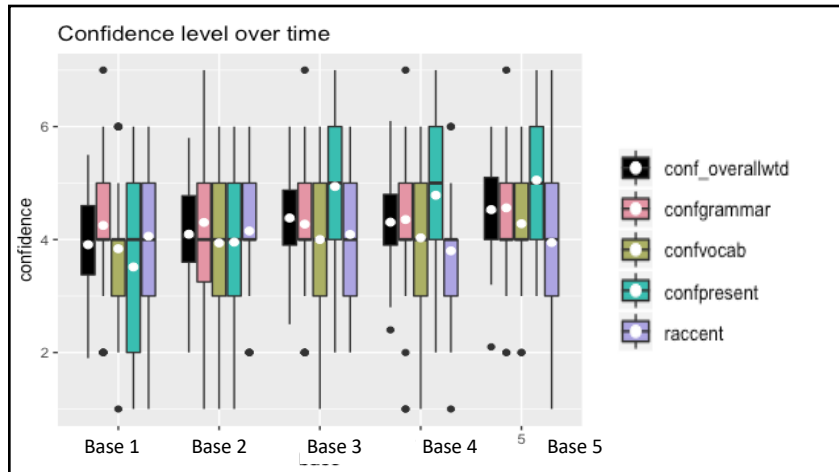
9

Q2: How do ITAs' self-report of confidence level in English skills change over time?

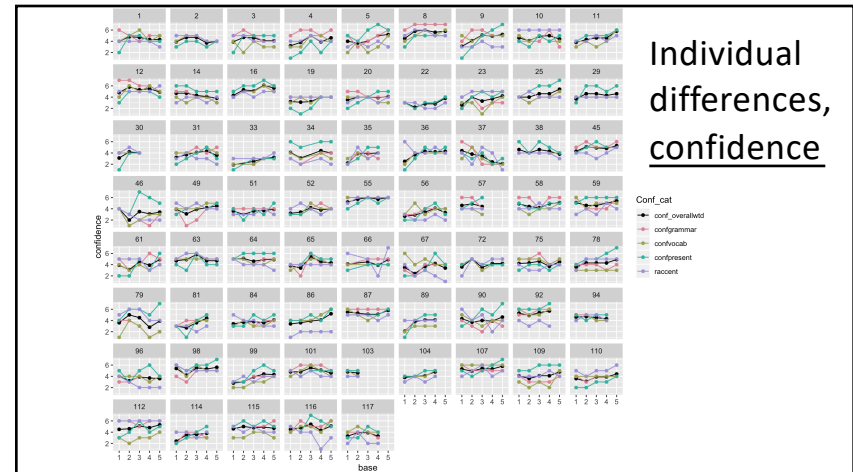
- Confidence in grammar (confgrammar) – *stays the same*
- Confidence in vocabulary (confvocab) – *goes down slightly*
- Confidence in oral presentation in English (confpresent) – *goes up (Time 3)*
- Confidence in pronunciation (raccent) – *goes down slightly*

→Versant scores and Confidence ratings pattern differently over time.

10



11



12

Q3: How is improvement in Versant related to metacognition?

- Is it better to be *overconfident*, *underconfident* or *accurate* about one's own performance?

13

### Difference between Confidence and Versant

Scores and ratings transformed to Z scores so they can be combined

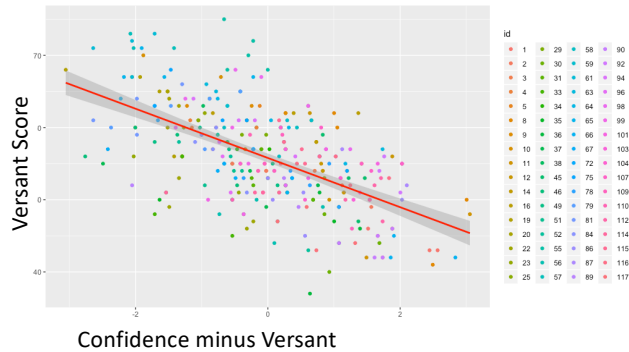
- Overall confidence minus Versant score
- Confidence in grammar minus Sentence subscore
- Confidence in vocabulary minus Vocabulary subscore
- Confidence in oral presentation minus Fluency subscore
- Rating of their accentedness minus Pronunciation subscore

→ Metacognition

Negative = *underconfident*; positive = *overconfident*; 0 = *accurate*

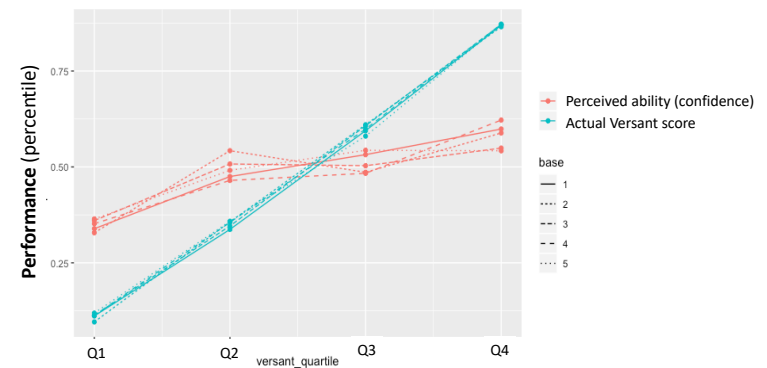
14

The more overconfident,  
the lower the Versant score



15

### Individual ITAs' Performance X Confidence



16

What is going on here?  
Can this be explained by the Dunning-Kruger Effect?

*"Incompetent people lack the metacognitive skills that enable them to tell how poorly they are performing."*

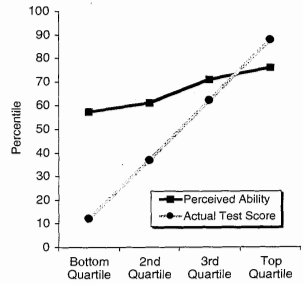


Figure 1. Perceived ability to recognize humor as a function of actual test performance (Study 1).

Kruger & Dunning, 1999

17

The Dunning-Kruger Effect

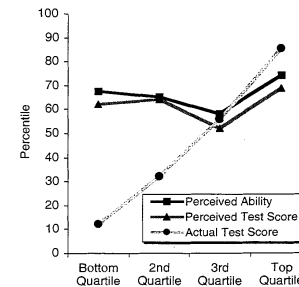


Figure 2. Perceived logical reasoning ability and test performance as a function of actual test performance (Study 2).

18

The Dunning-Kruger Effect

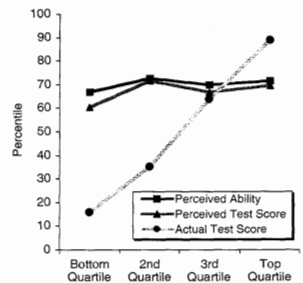
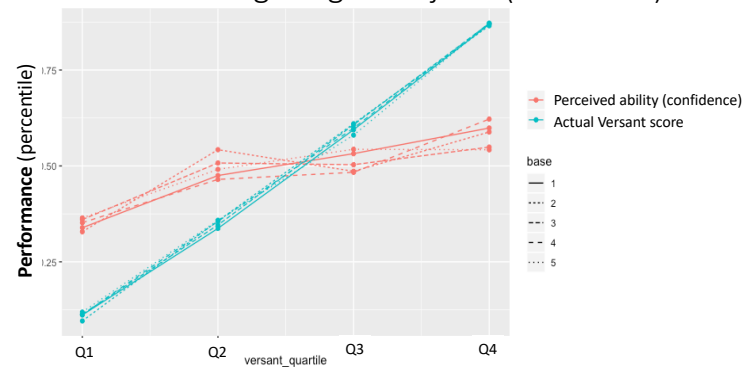


Figure 3. Perceived grammar ability and test performance as a function of actual test performance (Study 3).

19

More of our ITAs were underconfident than were the Dunning-Kruger subjects (at 5 times)



20

## Misinterpreting Dunning-Kruger

Recently, D-K has been used to explain the behavior of certain public figures (“the incompetent are blind to the truth”).

However, later work emphasizes that it’s true of humans generally; could be domain-dependent and due in part to wishful thinking.

21

## Misinterpreting Dunning-Kruger

Recently, D-K has been used to explain the behavior of certain public figures (“the incompetent are blind to the truth”).

However, later work emphasizes that it’s true of humans generally; could be domain-dependent and due in part to wishful thinking.



22



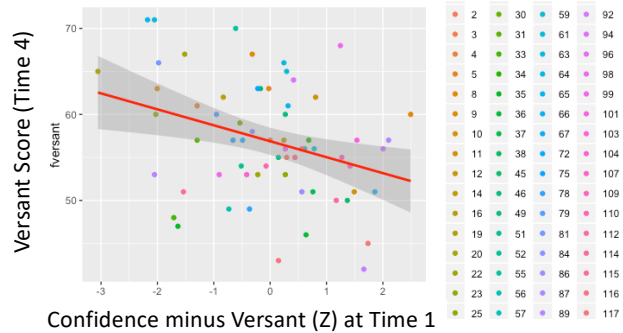
23

## Q4: Is Confidence minus Versant at Base Time 1 related to Versant after 2 years?

- We analyzed Base 4, as Base 5 is not finished yet.
- We tested whether Confidence minus Versant at Base 1 is correlated with Versant at Base 4.

24

Q4: Is Confidence minus Versant at Base Time 1 related to Versant after 2 years?



25

Q4: Is Confidence minus Versant at Base Time 1 related to Versant after 2 years?

- We analyzed Base 4, as Base 5 is not finished yet.
- We tested whether Confidence minus Versant at Base 1 is correlated with Versant at Base 4.

→ ITAs perform more poorly (Versant, Base 4) when they are overconfident at the beginning than when they underconfident.

While this is consistent with a motivational explanation, we can't claim anything about causality until we do a path analysis.

26

## Thank you!

(to all of our collaborators and RAs on the incredibly hard-working ITA Project Team, as well as to the 68 subjects who showed up *over and over* and *over and over* again!!)

27